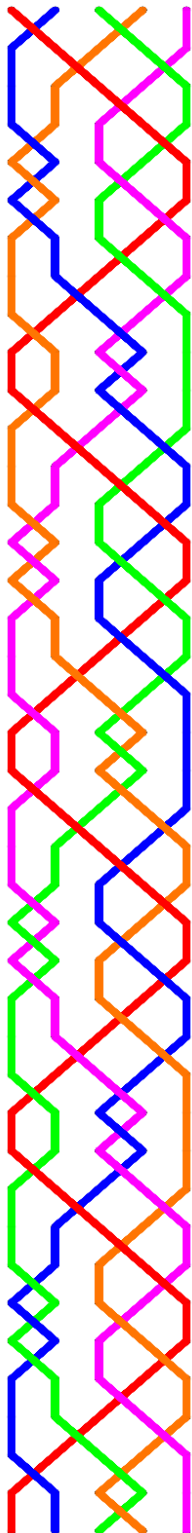


# St Osmund's Doubles



## Purpose

St Osmund's is a musical method which is widely rung on five bells.

It is very similar to St Simon's Doubles, but with three blows, a dodge on the front, and two in 2nds place, instead of two dodges and lead.

It has Plain Bob style bobs, so is a logical progression for a ringer who is already familiar with Plain Bob.

Treble signposts are helpful and already familiar from Plain Bob Doubles.

Making blows in thirds and back out to fifths place is common to this group of methods.

As the frontwork involves a dodge made wrong, this can feel strange if it's a new skill.

## Ringling St Osmund's Doubles

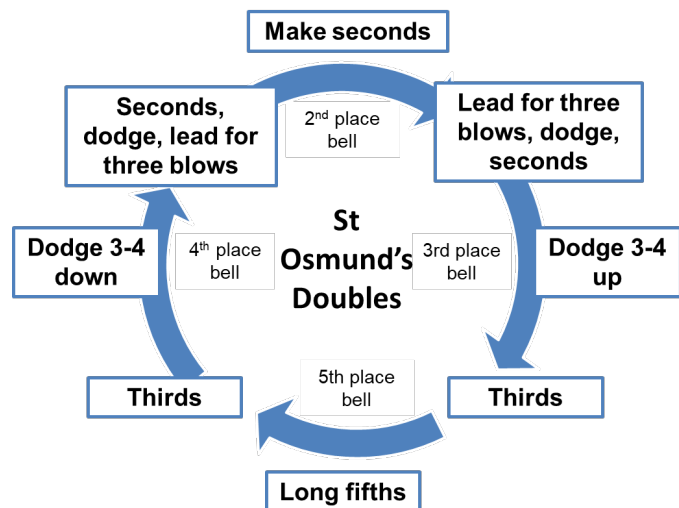
The treble plain hunts.

When the treble takes your bell off the lead, make seconds, lead again for three blows, dodge and make seconds on the way out.

If you pass the treble in 2-3, dodge 3-4 up, lie for two blows in fifths, hunt down and make thirds and back.

If you pass the treble in 3-4 and make long fifths (four blows), hunt down to two blows in thirds, then two blows in fifths.

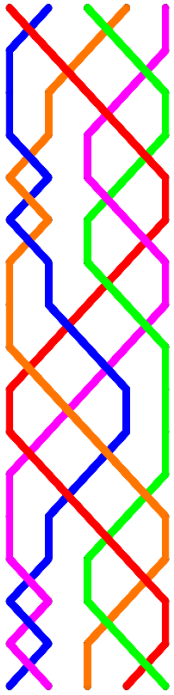
If you pass the treble in fifth place, dodge 3-4 down, make seconds, dodge in 1-2 before leading for three blows and waiting for the treble to take your bell off lead.



---

## Bobs in Osmund's Doubles

Bobs in St Osmund's Doubles are like those in Plain Bob Doubles.



At a bob:

The bell about to make seconds runs out and becomes third place bell.

The bell about to dodge 3-4 down runs in and becomes second place bell.

The bell about to dodge 3-4 up makes an extra blow in fourths place and becomes fourth place bell.

The bell in long fifths is unaffected by the call.

To ring a 120 of St Osmund's, call three bobs (one every fourth lead) exactly as for Plain Bob Doubles. The calling works in an identical way.