
Stedman Doubles Dominoes

Preparation

- Photocopy the sheets or print the files
- Laminate if possible for durability
- Cut into domino cards along the thick black lines

Using the domino cards


- Make sure that the cards have been well shuffled
- Place them all out on the floor, or table, face up

The cards are going to be used as a simple matching activity with START being the first card. They match the statement on the right side of the domino with the correct answer on the left side of the next domino.

You can do this exercise by yourself but it is best used as a group activity to enable discussion. One experienced ringer as part of the group helps understanding. They should avoid giving the answers.

START

The blue line
is making...



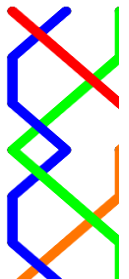
Cat's ears

After the
backwork, the
treble hunts
out...



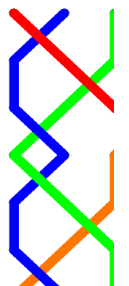
Slow

The blue line
shows a bell
ringing a...



Whole turn

The green line
shows a bell
ringing a...



<p>Half turn</p>	<p>In a plain course, the treble starts half way through the...</p>
<p>Quick work</p>	<p>There are bobs in Stedman doubles, true or false?</p>
<p>False</p>	<p>Bells sometimes lead 'wrong' in Stedman, true or false?</p>
<p>True</p>	<p>At a single, if you are dodging down, make...</p>

Coat hangers	A single affects how many bells?
Two	How many changes are there in a plain course?
60	Which bell starts in the middle of a dodge and goes in slow?
Four	A snap is...

<p>A single blow in an adjacent place</p>	<p>A half turn has how many blows at lead?</p>
<p>One</p>	<p>After a single, if you went in quick, you come out...</p>
<p>Quick</p>	<p>Which bell starts in the middle of the first half turn?</p>
<p>Three</p>	<p>FINISH</p>